



# RAID

adventures





# WILDFIRE

SPORTS • TREK

TRAIN | PERFORM | EXPLORE

## The 2021 Wildfire Raid Race Document

This document contains all the information you will need to prepare for the Wildfire Raid. It will be updated periodically in the lead up to the race. The race schedule and logistics have been set to be as racer friendly as possible.

New competitors would do well to look over past maps and information from past races [here](#) to get an idea of the format and what you are in for.

### Concept

The Wildfire Raid is Queensland's premier "sprint-length" adventure race. With 3 or 6 hour course options, the Wildfire Raid is the excellent entry point for newcomers looking to dip their toes into adventure racing, whilst still being a fantastic opportunity for some furious racing by the more experienced teams. The Wildfire Raid has all the elements of the Raid races that you have come to know and love with multiple stages of trekking, mountain biking and kayaking. The race HQ at Lake Wivenhoe offers up a plethora of paddling options, cycling trails and on- and off-trail running. Teams must navigate through the course using a map and compass on a route of their own choice with each stage effectively its own small [rogaine](#) where competitors may attempt to collect as many or as few checkpoints as they wish, making this event achievable by all levels of athlete.

### Dates

Saturday 17 April, 2021

### Team Size

Teams of 2.



## Schedule

### 6 Hour Event Schedule

7:15am	Novice Briefing
7:30am	Map Handout
8:45am	Final Briefing (Come ready to race)
9:00am	Race Start
3:00pm	Event Finish
3:30pm	Final Presentations

### 3 Hour Event Schedule

7:15am	Novice Briefing
7:30am	Map Handout
8:45am	Final Briefing (Come ready to race)
9:00am	Race Start
12:00pm	Event Finish
12:30pm	Final Presentations

## Categories

### Gender:

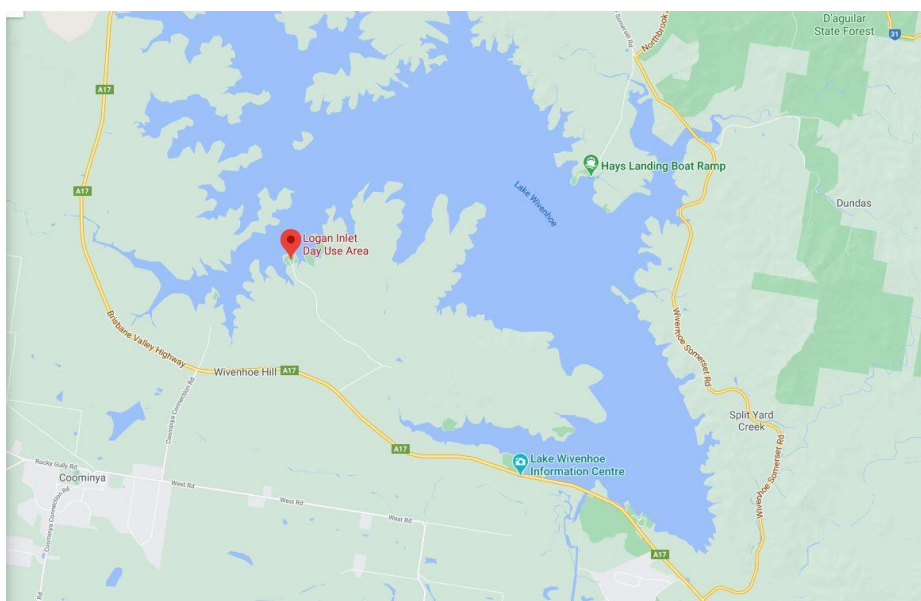
- Mixed teams
- Male teams
- Female teams

### Age:

- Colts (all under 25)
- Open
- Veteran (all over 40)
- Family (U16 racing with parent/guardian)

## Race HQ Location

Race HQ is located at [Logan Inlet Day Use Area, Wivenhoe Dam](#). Follow the directions of volunteers on arrival as to where to go. Please be mindful of the other users of the Reserve.



## Disciplines

- Trekking – both on and off-trail.
- Mountain Biking – mostly unsealed management roads.
- Kayaking.
- Navigation – easy to moderate.

## Format

Teams will be required to attempt multiple legs of alternating race disciplines. Each leg must be attempted in order, and once a leg is completed teams may not return to it to collect missed checkpoints later unless otherwise specified in the course notes. However, within each leg, teams may collect as many checkpoints that they wish. All check points are optional. Note that teams may only collect checkpoints that are from the current leg that they are on. Note also that some stages of the race may have “opening” or “closing” times.

This format of event allows for a very social atmosphere of racing with teams constantly brought together. Each stage of the Wildfire Raid is separated by a transition area where an event official will be present. Any team that makes it back to Race HQ under their own power will be considered ranked with an official result.

## Course Description & Approximate Distances

This document will be updated closer to the event – stay tuned!

## Water

There is water available at HH, however competitors are advised to bring their own to the race.

## Maps

Every competitor will receive a pre-marked, event-specific, waterproof map. Details on the size and scale will be released in the lead up to the race.

## Spectators and Volunteers

Volunteers are the backbone of rogaining and adventure racing. We love our volunteers and feed and look after them very well (see Derek’s testimonial [here](#)). Volunteers at any Raid event or QRA race receive guaranteed pre-entry into our other races as well as \$50 credit to any other Raid Adventures race or QRA event.

There are a number of jobs we need assistance with on the course including help with registration, kayak logistics, manning transition areas, course sweepers, first aid, photography and social media. Contact Liam at [rogueadventureracing@gmail.com](mailto:rogueadventureracing@gmail.com) if you are keen to be part of the action. Spectators are always welcome at the race. Race HQ is a hive of activity and race HQ is a very family friendly location. Of course, the best way to spectate at the race is to volunteer.



## Kayaks

Kayaks will be provided for the Wildfire Raid. These will be the green Spirit Double CTR kayak fleet managed by [Navis Outdoors](#).

Paddle and/or PFDs can be provided for free of charge - **The exception to loaning a PFD is for young racers under the age of 10 – please contact the organiser if you do not have a suitable PFD for a child of this age.** However, competitors are recommended to bring their own paddles and PFDs where available.

Teams may consider the use of backrests. The kayaks have attachments for 4 point kayak backrests, and you are permitted to bring your own if you have them (no guarantee they will fit, but most generic types seem to work ok). A limited number of kayak specific backrests are available for hire (\$10 each), however these must be requested by one week prior to the race by email to [adam@navisoutdoors.com.au](mailto:adam@navisoutdoors.com.au) and must be collected between 6.45am and 7.00am (prior to map handout).



## Bike Hire and Skills Training

Bike hire and skills training for the mountain bike is available through [ForbesMTB.com](http://ForbesMTB.com)

A vertical advertisement for ForbesMTB.com. At the top is the logo "FORBES MTB" with a mountain silhouette and a cyclist, and the text "BRISBANE MOUNTAIN BIKE SERVICES". Below this are three sections: "SKILLS COACHING" with a photo of a person on a bike and the text "Private ONLY"; "BIKE HIRE" with a photo of a red mountain bike and the text "Ebike Options"; and "GUIDED TOURS" with a photo of a group of people and the text "Create your own". At the bottom are logos for TripAdvisor (100% 5 Star Reviews) and Google (5 Star Customer Rating). The entire advertisement is set against an orange background, with the website name "ForbesMTB.com" in large white letters at the very bottom.

**FORBES MTB**  
BRISBANE MOUNTAIN BIKE SERVICES

**SKILLS COACHING**  
Private ONLY

**BIKE HIRE**  
Ebike Options

**GUIDED TOURS**  
Create your own

tripadvisor 100% 5 Star Reviews  
Google 5 Star Customer Rating

**ForbesMTB.com**

## Entry Fees

Early bird rate - until COB 26 March, 2021.

- 6 Hour – Team of 2 - \$200
- 3 Hour – Team of 2 - \$160.

Standard rate – after COB 26 March 2021.

- 6 Hour – Team of 2 - \$240
- 3 Hour – Team of 2 - \$200.

## Partnering with Wildfire Sports

We are excited to announce the return of [Wildfire Sports and Trek](#) as sponsors of the Wildfire Raid in 2020! Wildfire Sports have a long history of supporting the navigational and adventure sports in QLD. With both an online store and a bricks and mortar establishment in Milton, Brisbane, Wildfire Sports have got all your adventure gear needs covered. Keep an eye on the [Rogue Adventure](#) and [Wildfire Sports](#) facebook pages for some great promotions leading up to the race. Wildfire Sports will be providing some fantastic prizes for the event.



**WILDFIRE**  
SPORTS • TREK  
TRAIN | PERFORM | EXPLORE






## Further Inquiries

For additional information please contact wither Adam Power at [adam@navisoutdoors.com.au](mailto:adam@navisoutdoors.com.au) (course, kayak and HQ related questions) or Liam St Pierre at [rogueadventureracing@gmail.com](mailto:rogueadventureracing@gmail.com) (admin and entry related questions). Keep an eye on the Rogue Adventure [facebook page](#) here for further information and updates from the course.



## Wildfire Raid Mandatory Equipment List

Below is the list of mandatory equipment items to be carried by competitors on the course. This is a bare minimum of required equipment. All competitors are expected to be self-sufficient out on the course. In the event of an emergency, your team mates will be the source of first response. Heavy penalties will apply for teams found not carrying an item of mandatory equipment.



### At All Times

Item	Number	Notes
 Mobile Phone	1 per team	Fully charged, water proofed, and with "Emergency+ App installed <a href="http://emergencyapp.triplezero.gov.au/">http://emergencyapp.triplezero.gov.au/</a>
 Whistle	1 per person	Accessible at all times, particularly if you capsize on a kayak leg.
 Emergency Space Blanket/Bag	1 per team	Any form of space blanket is sufficient.
 Compass	1 per team	Southern hemisphere compass. Electronic (watch or phone) compass is insufficient.
 First aid kit	1 per team	Minimum 2 Space Blankets, 1 Crepe Bandage (min length 2m) with clips/pins, 2 Triangular Bandages, Sterile Dressing, Strapping Tape

### Mountain Bike Stages

Item	Number	Notes
 Mountain bike	1 per person	Sufficient for riding on rugged trails.
 Helmet	1 per person	Must meet Australian standards.

### Kayak Stages

Item	Number	Notes
 <p>PFD</p>	1 per person	Type 2 or better. To be worn at all times while kayaking. Inflatable PFDs are insufficient. Can be provided if required.
 <p>Paddle</p>	1 per person	Paddles can be provided if required.

### Prohibited Items

- Any form of GPS or distance measuring devices including foot pods, pedometers, step counters, etc
- Cycle computers
- Altimeters
- Any maps other than those provided

### Recommended Items

The above list is the bare minimum of mandatory equipment teams are required to carry on the course. It is sufficient to manage an emergency situation until first responders can arrive to render assistance. To comfortably complete the course, teams are recommended to carry the following suggested items:

- Outdoor clothing including hats, sunglasses, gaiters, thermal pants and top, waterproof jacket, beanie and gloves.
- Sunscreen, insect repellent and other additional first aid.
- Toilet paper and trowel.
- Bike repair tools and spare parts.