



RAID

adventures





WILDFIRE

SPORTS • TREK

TRAIN | PERFORM | EXPLORE

The 2019 Wildfire Raid Race Document

This document contains all the information you will need to prepare for the Wildfire Raid. It will be updated periodically in the lead up to the race. The race schedule and logistics have been set to be as racer friendly as possible.

New competitors would do well to look over past maps and information from past races [here](#) to get an idea of the format and what you are in for.

Concept

The Wildfire Raid is Queensland's premier "sprint-length" adventure race. With 3 or 6 hour course options, the Wildfire Raid is the excellent entry point for newcomers looking to dip their toes into adventure racing, whilst still being a fantastic opportunity for some furious racing by the more experienced teams. The Wildfire Raid has all the elements of the Raid races that you have come to know and love with multiple navigational stages of trekking, mountain biking and kayaking. The race HQ at Mount Joyce Recreation Camp is almost purpose built for multi-sport rogaining. Teams must navigate through the course using a map and compass on a route of their own choice with each stage effectively its own small [rogaine](#) where competitors may attempt to collect as many or as few checkpoints as they wish, making this event achievable by all levels of athlete. I think you are going to grow to love this race.

Dates

Sunday 28 July, 2019

Team Size

Teams of 2.



Schedule

6 Hour Event Schedule

7:00am	Map Handout
7:10am	Novice Briefing
8:15am	Final Briefing (Come ready to race)
8:30am	Race Start
2:30pm	Event Finish
3:00pm	Final Presentations

3 Hour Event Schedule

7:00am	Map Handout
7:10am	Novice Briefing
8:15am	Final Briefing (Come ready to race)
8:30am	Race Start
11:30am	Event Finish
12:00pm	Final Presentations

Categories

Gender:	Mixed teams	Age:	Colts (all under 25)
	Male teams		Open
	Female teams		Veteran (all over 45)

Race HQ Location

Race HQ is located at the Mount Joyce Recreation Reserve, Lake Wyaralong. A google map link can be found [here](#). A link website can be found [here](#).

Note that race HQ is in the over flow car parking area on the northern side of the dam (you need to drive below the dam wall to access). Follow the directions of volunteers on arrival as to where to go. There is plenty of parking available, along with some limited shelter and toilets. Please be mindful of the other users of the Reserve.

Disciplines

- Trekking – both on and off-trail.
- Mountain Biking – mostly unsealed management roads and dedicated single track
- Kayaking – on Lake Wyaralong.
- Navigation – easy to moderate.

Format

Teams will be required to attempt multiple legs of alternating race disciplines. Each leg must be attempted in order, and once a leg is completed teams may not return to it to collect missed checkpoints later unless otherwise specified in the course notes. However, within each leg, teams may collect as many checkpoints that they wish. All check points are optional. Note that teams may only collect checkpoints that are from the current leg that they are on. Note also that some stages of the race may have “opening” or “closing” times. This format of event allows for a very social atmosphere of racing with teams constantly brought together. Each stage of the Wildfire Raid is separated by a transition area where an event official will be present. Any team that makes it back to Race HQ under their own power will be considered ranked with an official result.

Course Description & Approximate Distances

The Wildfire Raid course specific notes can be found [here](#).

Water

There is water available at HH.

Maps

Every competitor will receive a pre-marked, event-specific, waterproof map. This is an A3 map at 1:20,000 with 5m contour interval.

Spectators and Volunteers

Volunteers are the backbone of rogaining and adventure racing. We love our volunteers and feed and look after them very well (see Derek’s testimonial [here](#)). Volunteers at any Raid event or QRA race receive guaranteed pre-entry into our other races as well as \$50 credit to any other Raid Adventures race or QRA event. There are a number of jobs we need assistance with on the course including help with registration, unloading and loading kayak trailers, manning transition areas, course sweepers, first aid, photography and social media. Contact Liam at rogueadventureracing@gmail.com if you are keen to be part of the action.

Spectators are always welcome at the race. Race HQ is a hive of activity and race HQ is a very family friendly location. Of course, the best way to spectate at the race is to volunteer.

Kayaks

Kayaks will be provided for the Wildfire Raid. These will be the green Spirit Double CTR kayak fleet managed by [Navis Outdoors](#).

Paddle and/or PFDs can be provided for free of charge - **The exception to loaning a PFD is for young racers under the age of 10 – please contact the organiser if you do not have a suitable PFD for a child of this age.** However, competitors are recommended to bring their own paddles and PFDs where available. All kayak personal gear **MUST BE** dropped at the kayak TA **BEFORE** the race briefing (you pass this on the drive into HH, follow the directions of the event volunteers) – failure to this will mean you will not get your gear when you arrive at the kayak transition.

Teams may consider the use of backrests. The kayaks have attachments for 4 point kayak backrests, and you are permitted to bring your own if you have them (no guarantee they will fit, but most generic types seem to work ok). A limited number of kayak specific backrests are available for hire (\$10 each), however these must be requested by one week prior to the race by email to adam@navisoutdoors.com.au and must be collected between 6.45am and 7.00am (prior to map handout).



Entry

Entries are available [HERE](#). Cost is as follows:

- Early bird rate, until 12th July, 2019.
 - 6 Hour – Team of 2 - \$190
 - 3 Hour – Team of 2 - \$150.
- After 12th July, 2019.
 - 6 Hour – Team of 2 - \$230
 - 3 Hour – Team of 2 - \$190.

Team List

[6 Hour Team List](#)

[3 Hour Team List](#)

Partnering with Wildfire Sports

The team at Raid Adventures are excited to announce that the Wildfire Raid will again partner with [Wildfire Sports](#). Wildfire Sports have a long history of supporting the navigational and adventure sports in QLD. With both an online store and a bricks and mortar establishment in Milton, Brisbane, Wildfire Sports have got all your adventure gear needs covered. Keep an eye on the [Rogue Adventure](#) and [Wildfire Sports](#) facebook pages for some great promotions leading up to the race. Wildfire Sports will be providing some fantastic prizes for the event.



WILDFIRE
SPORTS • TREK
TRAIN | PERFORM | EXPLORE


Further Inquiries

For additional information please contact wither Adam Power at adam@navisoutdoors.com.au (course, kayak and HQ related questions) or Liam St Pierre at rogueadventureracing@gmail.com (admin and entry related questions). Keep an eye on the Rogue Adventure [facebook page](#) here for further information and updates from the course.


The Wildfire Raid Mandatory Equipment List


Below is the list of mandatory equipment items to be carried by competitors on the course. This is a bare minimum of required equipment. All competitors are expected to be self-sufficient out on the course. In the event of an emergency, your team mates will be the source of first response. Heavy penalties will apply for teams found not carrying an item of mandatory equipment.

At All Times



Item	Number	Notes
 <p>Mobile Phone</p>	1 per team	Fully charged, water proofed, and with "Emergency+ App installed http://emergencyapp.triplezero.gov.au/
 <p>Whistle</p>	1 per person	Accessible at all times, particularly if you capsize on a kayak leg.
 <p>Emergency Space Blanket/Bag</p>	1 per team	Any form of space blanket is sufficient.
 <p>Compass</p>	1 per team	Southern hemisphere compass. Electronic (watch or phone) compass is insufficient.
 <p>First aid kit</p>	1 per team	Minimum 2 Space Blankets, 1 Crepe Bandage (min length 2m) with clips/pins, 2 Triangular Bandages, Sterile Dressing, Strapping Tape

Mountain Bike Stages

Item	Number	Notes
 <p>Mountain bike</p>	1 per person	Sufficient for riding on rugged trails.

	<p>Helmet</p>	<p>1 per person</p>	<p>Must meet Australian standards.</p>
---	---------------	---------------------	--

Kayak Stages

Item	Number	Notes
 <p>PFD</p>	<p>1 per person</p>	<p>Type 2 or better. To be worn at all times while kayaking. Inflatable PFDs are insufficient. Can be provided if required.</p>
 <p>Paddle</p>	<p>1 per person</p>	<p>Paddles can be provided if required.</p>

Prohibited Items

- Any form of GPS or distance measuring devices including foot pods, pedometers, step counters, etc
- Cycle computers
- Altimeters
- Any maps other than those provided

Recommended Items

The above list is the bare minimum of mandatory equipment teams are required to carry on the course. It is sufficient to manage an emergency situation until first responders can arrive to render assistance. To comfortably complete the course, teams are recommended to carry the following suggested items:

- Outdoor clothing including hats, sunglasses, gaiters, thermal pants and top, waterproof jacket, beanie and gloves.
- Sunscreen, insect repellent and other additional first aid.
- Toilet paper and trowel.
- Bike repair tools and spare parts.